

ELS-1100TFE Teflon® For Ultra-Pure or Aggressive Fluids

When high purity or resistance to chemical attack is vital, ELS-1100TFE sensors are the ultimate solution. They feature a pure Teflon® body and prism construction. Even the Hypalon® vapor barrier and Teflon® coated lead wires give evidence to the care we've taken to make this the perfect liquid level sensor for pharmaceuticals, semiconductor manufacturing, food and beverage, chemical processing, or anywhere purity or chemical resistance is the major criteria.

Specifications

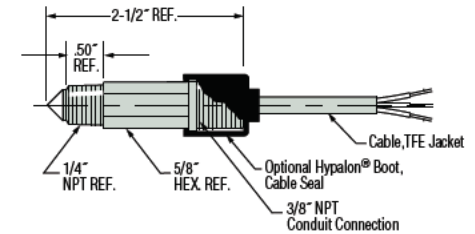
| | |
|-------------------------------|---|
| Materials | Teflon® |
| Housing and Prism | Teflon® |
| Operating Pressure | 0 to 150 PSI, Maximum |
| Operating Temperature* | 0°F to 176°F (-17.8°C +80°C) |
| Input Voltage | 10 - 28 VDC |
| Current Consumption | 18 mA, Approximately |
| Output† | TTL/CMOS Compatible. Open Collector Output May Sink 40 mA Up to 30 VDC. |
| Repeatability | ±1 mm |
| EMI Susceptibility | Meets (MIL-STD-461B Part 2 Modified) Specification of 10 V/M for Frequency Range 30 to 1000 MHz (Except 609 MHz = 9 V/M and 679 MHz = 7.5 V/M). |

* These switches are not for use in freezing liquid or steam/high condensation environments.
Contact Gems for alternative solutions.

† See Page A-25 for Wiring Diagrams



Dimensions



How To Order

Specify Part Number based on Output Condition and Boot Option.

| Probe Condition at Current Sink | Part Number | |
|---------------------------------|-----------------|---------------|
| | With Cable Boot | No Cable Boot |
| Wet | 187595 | 173800 ⚡ |
| Dry | 185600 | 173700 |

ELS-1100FLG Flange Mounting for Installations Without Threaded Holes


The easy solution for thin wall tanks ($\leq 1/4$ " thick): ELS-1100FLG Series. No threads needed with these flanged units. Slip through a .75" hole and tighten the jam nut; Viton® gasket forms a tight seal. Ideal for sheet metal, molded plastic tanks and medical applications where elimination of exposed threads removes potential bacterial breeding grounds.

Specifications

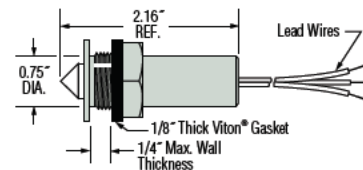
| | |
|-------------------------------|---|
| Materials | Polysulfone |
| Housing and Prism | Polysulfone |
| Operating Pressure | 0 to 150 PSI, Maximum |
| Operating Temperature* | 0°F to 176°F (-17.8°C +80°C) |
| Input Voltage | 10 - 28 VDC |
| Current Consumption | 18 mA, Approximately |
| Output† | TTL/CMOS Compatible. Open Collector Output May Sink 40 mA Up to 30 VDC. |
| Repeatability | ±1 mm |
| EMI Susceptibility | Meets (MIL-STD-461B Part 2 Modified) Specification of 10 V/M for Frequency Range 30 to 1000 MHz (Except 609 MHz = 9 V/M and 679 MHz = 7.5 V/M). |

* These switches are not for use in freezing liquid or steam/high condensation environments.
Contact Gems for alternative solutions.

† See Page A-25 for Wiring Diagrams



Dimensions



How To Order

Specify Part Number based on Input Power and Output Condition Required.

| Input Power | Probe Condition at Current Sink | |
|-------------|---------------------------------|--------|
| | Wet | Dry |
| 5 VDC | 187575 | 187590 |
| 10-28 VDC | 187585 | 187580 |

Extended Power and Switching Capabilities of 12 VDC Models with Gems.

Converts TTL output signal to 5 Amp relay output. Available as open circuit board or mounted in a NEMA 4X enclosure (pictured). See Page A-33.

